

# BioWash Solutions Application Instructions

## BioWash Fertilizer Booster

Dilutions: Add to all liquid fertilizers at the rate of 1:500. Follow label instructions.

### BioWash FERTILIZER BOOSTER

#### Benefits

Enhances nutrient, moisture and oxygen absorption resulting in vigorous growth and yields.

#### Ingredients

Billions of nano sized particles processed from extracts of coconut, corn, grass, rice, soy, tree sap, and water.



#### Safety

Ingredients clinically documented as Mutagen & Genotoxicity Free. Injects no cancer-causing chemicals into food supply.

#### Versatile

Can be combined with, and enhance the efficacy of liquid nutrients, insecticides and pesticides.

### Dilutions & Applications

#### Liquid Nutrients

**Home Gardens:** Add 1 ounce concentrate per 4 gallons of liquid nutrients.

**Farms & Manufacturers:** Add 1 gallon per 500 gallons of untreated fertilizers.

**Fungicides, Insecticides, Miticides:** Add 1 ounce per 5 gallons.

#### Dry Fertilizers

**Home Gardens:** Dilute 1 ounce per 5 gallons of water and wet thoroughly.

**Large Farms:** Dilution: 1 Gallon per 500 gallons. Wet well.

#### GUARANTEED ANALYSIS

Ingredients by weight:

Plant Extracts...82%, Other Ingredients...18%, Total...100%

Processed by **1st EnviroSafety, Inc.**

10200 Betsy Pkwy, St. James City, Fl. 33956 | 239-283-1222 | [www.FertilizerBoosters.com](http://www.FertilizerBoosters.com)

# BioWash 25

**BioWash 25** is inexpensive and easy to apply. Dilutions are on the labels. Simply spray generously on leaves, stems, and trunks.

**Dilutions:** Follow label instructions.

The suggested ounces per acre can vary depending on the size of the plants. For example, small, newly emerged plants (6 to 12 inches high) may be covered with as little as three (3) ounces per acre. Large plants, such as mature tobacco and trees will require six (6) to eight (8) ounces per acre and more water to thoroughly wet the leaves. Tree sizes vary from small shoots to large trees.

For very delicate plants such as lettuce, orchids, violets, etc., apply at ½ the generally recommended strength.

A single application in the early life of the plant produces larger, healthier, stronger roots that benefit the plant throughout its life. Optimum benefits are achieved with only three (3) applications per season for most crops. The first treatment should be applied within two weeks of emergence followed by two more applications at three-week intervals. Some exceptions apply. Rice and sugar cane benefit from monthly applications throughout the plant life.

20+ years of field reports from real farmers suggest the following general applications for various crops. Feel free to adjust per your local conditions. Repeat. BioWash is very forgiving. If it's not applied perfectly, it will still produce benefits.

Apply four treatments at 14-day intervals until harvest.

Apply quarterly until harvest.

## SEE APPLICATION RECOMMENDATION CHART BELOW

### ADDITIONAL BENEFITS

In addition to stimulating growth, yield, nutrient content and profits, BioWash consumers enjoy additional benefits:

### BRIX (Sugar)

Growers report BRIX increases ranging from 20% to 40%, lasting three to four weeks. Benefits include increased photosynthesis, freeze damage resistance, insect resistance, sweeter taste, higher nutritional value, and more marketable produce. To enjoy these benefits, spray crops at three (3) or four (4) week intervals.

## BIOWASH APPLICATION RECOMMENDATIONS

Crop	Application Rate
Bushes, shrubs and ornamental trees	Apply monthly during the growing season.
Field and row crops such as corn, soybeans, wheat, and similar crops	Apply three times at 15-day intervals.
Flowers	Apply at 10 to 15-day intervals to extend blooming season.
Forage, golf courses, lawns, pastures, turf, etc.	Apply monthly for growth and to extend the growing season into winter.
Rice	Apply four treatments at 14-day intervals until harvest.
Root crops such as beets, potatoes, radishes, turnips.	Apply at 14-day intervals until harvest.
Trees*, including citrus and tropical fruits such as mango, papaya, etc.	Start before flowering, then monthly until one week before ripening commences. NOTE- Cease application before ripening commences.
Trees*, including ornamentals, nuts, etc.	Apply monthly during the growing season.
Trees*, including timber, cordwood, Christmas, etc	Apply quarterly until harvest.
Vegetables such as leafy vegetables	Apply weekly until one week before harvest.
Vines such as cucumbers, melons, peppers, squash, tomatoes, watermelons.	Continued spraying at 14-day intervals will extend the productive season.
* Tree Roots	Soak tree roots with BioWash Soil Amendment one time in early spring.

## “DEAD” or DYING PLANTS or TREES

“Dead” or dying plants may be saved through ongoing treatment with BioWash. Drench all remaining leaves, the limbs, trunks, and roots, applying it every week until signs of life return. Applications can be reduced to once per month after that.

## DISEASE TREATMENT/NUTRITION

Healthy, robust plants with higher BRIX are more resistant to insects and diseases. A Florida botanist adds BioWash to special nutrients to rescue citrus groves from the Citrus Greening and other diseases.

## DROUGHT PROTECTION

BioWashed crops are more able to withstand drought stress. During a severe Texas drought, while neighboring ranchers lost their crops, a rancher who had BioWashed his oats enjoyed his “best crop ever” with the highest nutritional content. That season, New York corn fields barely produced even scrubby nubbins but one grower BioWashed her corn and produced exceptionally large, sweet ears.

## FORAGE, HAY, PASTURES

Dairies report that BioWashed grass continues to grow an additional month into winter and averages an additional 30% greater weight per bale. Apply one quart of BioWash 25 per acre with sufficient water to wet the stalks and roots. Apply to stubble within two weeks after cutting and then repeat at three- or four-week intervals.

## FRESHNESS AND MARKETABILITY

### EXTENSION

To extend freshness and edibility of produce and to dissolve oil encased dirt, insecticides and other contaminants in organic and non-organic produce, wash with BioWash. BioWash neutralizes the natural gas emitted by the plant to initiate ripening and eventual spoilage. To delay spoilage, spray or wash produce in a solution of BioWash. A five-minute exposure is recommended. Rinse well before consumption.

**CAUTION:** Never BioWash fruit at the beginning of its ripening stage as it can delay or stop the ripening process.

## FROST/FREEZE PROTECTION

Continual treatments at regular intervals tend to keep the plants robust enough to reduce the likelihood of frost or freeze damage down to 26°F. This offers about six degrees of safety. Some reports indicate success as low as 19F.

Application: If the crop has not been BioWashed, begin generous and repeated drenching with BioWash. This may save your income.

A California orange grower BioWashed his 4,450 trees ten days before a surprise 26°F freeze that destroyed 70% of the California citrus crop in his area. A neighboring grove lost every orange. The BioWashed grove suffered no loss.

In an exceptional example, a peach grower near Niagara Falls treated his 35 acres of peaches just prior to a 19°F freeze. He was the only peach grower in the valley to enjoy a successful harvest. 1st EnviroSafety Inc. cannot guarantee 100% success in saving crops, but numerous growers do report good results with timely, inexpensive applications.

## FROST/FREEZE RECOVERY

Frozen trees die slowly. BioWashing within a few days after the freeze may save them. Drench all leaves, limbs, trunk, and roots with BioWash. Repeat daily for one week.

## GERMINATION

For small, soft seeds, use no more than one tablespoon of BioWash per 12 gallons of water. Soak the seeds for a maximum of 20 minutes. You may also spray seeds after sowing and before covering them. Soak hard seeds (corn, beans, okra, etc.) several minutes. **CAUTION** – Overexposure of small soft seeds (turnips, radishes, tomatoes, etc.) may dissolve the seeds, preventing germination.

## GOLF COURSES

For damaged greens, drench the grass. Repeat at two-week intervals until lush again, and then treat monthly or in coordination with standard maintenance. If injected via regular or continuous watering, add one (1) ounce per 1,000 gallons. When combining with fertilizers or other nutrients, add one (1) ounce per five gallons of liquid nutrients.

## GRAFTING

Spray the cut area generously. Vivian Murray, the former owner of Tree House Nursery, improved grafting success from 40% to 90% after treating her BioWashing her plants.

## HYDROPONICS

There are numerous ways to grow via hydroponics. One successful grower adds only one (1) ounce of BioWash 25 per 500 gallons of liquid nutrients. His water circulates continuously.

## TRANSPLANTING

BioWash has been found to prevent transplanting shock. Add one ounce of BioWash to 10 gallons of transplant water.

**Plant Adjuvant, Surfactant, Cation Exchange & Photosynthesis Stimulant**

**Ingredients**  
Processed extracts of plants and vegetables, non-ionic surfactants and water. BioWash25 contains no known cancer-causing chemicals.

**Adjuvant**  
Can be combined with and improve the efficacy and reduce the amount needed of most liquid nutrients, herbicides, insecticides and pesticides. Test small areas before using on large acreages.

**Surfactant**  
Reduces surface tension, permitting improved absorption of moisture and nutrients via root and foliar applications, thus reducing the amount and cost of water and nutrients needed for optimum health, growth and yield.

**Cation Exchange Stimulant**  
Visibly increases root growth, increasing absorption of moisture and nutrients.

**Increased BRIX**  
BRIX tests after application usually indicate additional 20% to 50% increase in BRIX in leaves and fruit over a period of three (3) to four (4) weeks following foliar application.  
Higher BRIX harnesses the unlimited energy of the sun, increasing growth, earlier maturity and increases yields and profits. Easily blends with liquid nutrients and insecticides.




**Natural Insect & Disease Resistance**  
University studies indicate that higher BRIX improves plant resistance to disease and insects.

**Lowers Freeze Temperatures**  
Growers report less crop damage down to 27 degrees F.

**Enhance Freshness**  
Slows ripening and extends freshness by neutralizing ethylene gas after harvest.

Qt  Gal

**BioWash 25**



**For use on** field & row crops, fruit & nut trees, berries, vegetables, grass, hay, flowers and ornamentals.  
**DILUTIONS:** (Adjust as needed)  
**Tropical fruits, berries, ornamentals, vegetables:**  
Add 1 ounce per gallon of water. Apply monthly. Avoid blooms.  
**Field and row crops:**  
Per acre, add 12 to 16 ounces per 15 gallons of water. When feasible, apply monthly. Can be added to irrigation water, liquid nutrients, herbicides and insecticides.  
**Flowers and Ornamentals**  
Test pH before application. BioWash pH averages 9.5 and benefits neutral and higher pH plants.  
Test application rates between one (1) ounce per gallon for hardier plants. One (1) ounce per four (4) gallons for delicate plants and flowers.  
**As Adjuvant**  
Use 50% to 90% diluted BioWash diluted per above. Test and adjust as needed.  
**Improved BRIX & Photosynthesis**  
Apply per above dilutions to top and bottom of leaves at 3 to 4 week intervals.  
**Natural Insect Resistance via Higher BRIX**  
**Freeze Resistance**  
Drench entire plant with dilution of one (1) ounce per gallon of water.  
Add two (2) ounces per gallon of water. Soak entire plant and ground several days prior to freeze.  
**To Slow Ripening**  
Add two (2) ounces per gallon to wash water.

Developed & Blended from farm grown plants by **1st EnviroSafety, Inc.**  
10200 Betsy Pkwy, St James City, FL 33956

1-888-578-9600 [www.1stBioWash.com](http://www.1stBioWash.com)

# BioWash Soil Amendment

**Dilutions:** Unless otherwise noted, dilute at the rate of 1:600. Follow label instructions.

## ACIDIC SOILS

Most plants can survive in acidic soil but cannot flourish. Acidic soil has been a long-time problem, usually treated over several years with lime dust. BioWash Soil Amendment (pH 9.5 to 10.2) can replace lime dust treatments overnight. Drench the soil root-deep and agitate before planting. BioWash Soil Amendment works quickly but reaching the optimum pH for the plant may require testing. Repeat if needed.

## ABSORB FERTILIZER RESIDUES left from previous seasons.

Agronomists advise that because natural plants and synthetic fertilizers are not compatible, plants often absorb as little as 30% to 50% of synthetic fertilizers. Unused nutrients accumulate over multiple seasons. BioWash Soil Amendment chelates the fertilizer molecules into smaller particles, making them absorbable by the plants. Application: Soak the soil surrounding the roots.

## CONTAMINATED SOILS RECOVERY

Soils lose their fertility when synthetic chemicals in herbicides, insecticides, fertilizers, etc. accumulate over seasons and contaminate crop spoils. Solution: Drench the soil root deep one full day before planting.

## DORMANCY

Drenching tree roots restores some older, sick and dying trees and shrubs to health and production.


**Suggestion:** For enhanced health and production drench the roots of all trees one time per season.

## SALT INTRUSION

Drench the area. Allow one week to work.

## OIL & DIESEL CONTAMINATION

Drench and agitate the soil with the standard 1:600 dilution. Allow one week to work, continuing agitation. Test. If needed, increase the concentrate and repeat.

<p><b>Ingredients</b> Extracts of plants, non-ionic and water. BioWash contains no ether-causing chemicals.</p> <p><b>Adjuvant</b> blended with, improve the efficacy of the amount needed of most liquid herbicides, insecticides and</p> <p><b>Surfactant</b> face tension, permitting improved of moisture and nutrients via root, foliar applications, reducing the cost of nutrients needed for growth and yield.</p> <p><b>Cation Exchange Stimulant</b> ases root growth, improves cation exchange between roots and allowing absorption of nutrients and</p> <p><b>Increased BRIX</b> usually indicate additional 20% to 40% in BRIX in leaves and fruit lasting 4-6 weeks. Higher BRIX harnesses the energy of the sun, increasing flower maturity and improved yields</p> <p><b>pH Neutralizer</b> pH or 10.2 tends to neutralize acidic damage by acidic chemicals.</p> <p><b>Reduces Freeze Temperatures</b> can reduce crop damage down to 27°F</p> <p><b>Enhances Freshness</b></p>	<p><b>BioWash</b> <b>SOIL AMENDMENT</b></p> <p>Guaranteed analysis Soil amending ingredients by weight: Plant Extracts...32% Other Ingredients: 18% Total...100% Florida Fertilizer License #1916</p> <p><b>Purposes:</b></p> <ul style="list-style-type: none"><li>✓ Increase cation exchange capacity</li><li>✓ Enhance nutrient uptake</li><li>✓ Stimulate plant growth &amp; yields</li><li>✓ Adjuvant</li><li>✓ Soil pH Neutralizer</li><li>✓ Drought resistance</li><li>✓ Freeze damage resistance</li></ul> 	<p><b>Dilutions (adjust as needed)</b> Tropical fruits, berries, ornamentals, vegetables: Add 1 ounce concentrate per 4 gallons of water. <b>For Field, Forage &amp; Row Crops:</b> Add 4 to 6 ounces per acre in 20 gallons of water. Apply foliar, basal and/or to roots. Can be sprayed directly or added to irrigation water, liquid nutrients, fungicides, herbicides and insecticides. <b>For Flowers &amp; Ornamentals:</b> Average pH is 10.2. It benefits neutral and higher pH flowers. Test application rates: between 1 ounce per gallon of water for hardier plants down to 1 ounce per 12 gallons for delicate flowers. <b>Recover acidic soils:</b> Add 1 ounce per five gallons and soak into soil. Repeat if needed. <b>To Rejuvenate old or sick trees and shrubs:</b> drench trunks and leaves weekly. <b>As a Fertilizer Booster:</b> add 1 ounce per gallon of water. <b>As Fungicide &amp; Insecticide Booster:</b> add 1 ounce per gallon. <b>As Herbicide Booster:</b> add 1 ounce per 2.5 gallons of water. <b>For Improvement of BRIX:</b> Apply dilutions to top and bottom of leaves at 2 to 4 week intervals. <b>For Drought Defense:</b> Field &amp; Row crops apply 6 ounces per acre with 20 gallons of water; Tropical Fruit, Drench entire plant and roots twice monthly with 1 ounce per four gallons of water. <b>For Freeze/Frost Resistance:</b> Add 1 ounce per 2 gallons of water. Soak entire plant and ground 2 to 7 days prior to predicted freeze. Regular application improves resistance &amp; yields.</p> <p><small>Blended from farm-grown plants by</small></p>
---	--	--